




ST LUKES AREA - INFORMAL CONSULTATION QUESTIONNAIRE RESPONSES SUMMARY

Road	No. of Properties	Response Rate (No. / %)		Statement 1 - Is there a problem?						Statement 2 - My road should be subject to controls?						Statement 3 - My road should be subject to controls if neighbouring roads are?						Statement 4 - If controls are introduced what should be done?				
				Strongly Agree	Tend to Agree	Neither Agree nor Disagree	Tend to Disagree	Strongly Disagree	left blank	Strongly Agree	Tend to Agree	Neither Agree nor Disagree	Tend to Disagree	Strongly Disagree	left blank	Strongly Agree	Tend to Agree	Neither Agree nor Disagree	Tend to Disagree	Strongly Disagree	left blank	Limited Controls	Extend CPZ	don't know / no opinion	other	left blank
lower part of development	125	49	39%	69%	18%	4%	4%	4%	0%	73%	10%	2%	8%	6%	0%	65%	18%	2%	6%	8%	0%	60%	26%	0%	14%	0%
St Bartholomews Court	11	7	64%	57%	29%	0%	14%	0%	0%	71%	14%	14%	0%	0%	0%	43%	29%	14%	14%	0%	0%	71%	14%	0%	14%	0%
St Catherines Park	15	5	33%	60%	20%	0%	0%	20%	0%	60%	0%	0%	0%	40%	0%	60%	0%	0%	0%	40%	0%	40%	20%	0%	40%	0%
St Lukes Square	91	34	37%	74%	15%	6%	3%	3%	0%	74%	12%	0%	12%	3%	0%	68%	21%	0%	6%	6%	0%	60%	28%	0%	12%	0%
St Thomas's Mews	8	3	38%	67%	33%	0%	0%	0%	0%	100%	0%	0%	0%	0%	0%	100%	0%	0%	0%	0%	0%	67%	33%	0%	0%	0%
upper part of development	104	49	47%	10%	16%	10%	20%	43%	0%	10%	10%	2%	12%	65%	2%	16%	16%	4%	14%	47%	2%	51%	20%	2%	18%	8%
Lancaster Avenue	52	31	60%	13%	19%	13%	19%	35%	0%	13%	10%	3%	13%	61%	3%	16%	19%	3%	16%	45%	0%	52%	23%	3%	19%	3%
Newlands Crescent	12	5	42%	20%	20%	20%	40%	0%	0%	20%	20%	0%	0%	60%	0%	20%	20%	0%	0%	60%	0%	60%	20%	0%	20%	0%
Sells Close	40	13	33%	0%	8%	0%	15%	77%	0%	0%	8%	0%	15%	77%	0%	15%	8%	8%	15%	46%	8%	46%	15%	0%	15%	23%
Residents' groups / management companies	3	3	100%	67%	0%	0%	0%	33%	0%	67%	0%	0%	0%	33%	0%	67%	0%	0%	0%	33%	0%	67%	0%	0%	33%	0%
Partial or no address	13	13	100%	15%	38%	0%	8%	31%	0%	23%	23%	8%	8%	31%	0%	23%	46%	8%	0%	23%	0%	54%	15%	8%	23%	8%
Total	232	114	49%	38%	19%	6%	11%	25%	0%	40%	11%	3%	10%	35%	1%	39%	20%	4%	9%	27%	1%	56%	21%	2%	18%	4%

Key
 Less than 40% agreement 
 Between 40 and 59% agreement 
 60% or more agreement 

As there were a number of anonymous responses (around 13% of all replies), they have been listed separately